



HAWKESLEY CHURCH PRIMARY ACADEMY

'LET YOUR LIGHT SHINE' MATTHEW 5:16

SEND Information Report **(2025-26)**

A parent guide to SEND at Hawkesley



Inclusion at Hawkesley Church Primary Academy



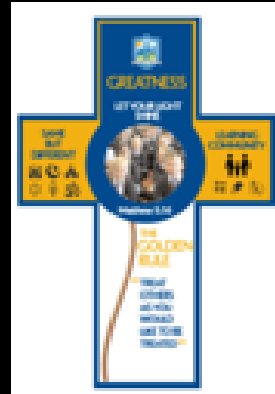
At Hawkesley Primary Academy, we aim to raise the aspirations of and expectations for all pupils, including those with special educational needs, or disabilities (SEND). We endeavor to achieve maximum inclusion of all children, whilst meeting their individual needs.

We make every effort to narrow the gap in attainment between vulnerable groups of learners compared to others, focusing on individual progress as the main indicator of success. We strive to make a clear distinction between a child who is classed to be underachieving, compared to a child with a SEND.





Built upon the foundations of Christian Faith



BUILDING UPON THE CHRISTIAN ETHOS

The Christian ethos is the core to service we provide.

The beating heart of Hawkesley, flows through the corridors into
the classrooms.



Hawkesley's – Lighthouse Keepers' Approach



***'Shining in the darkness,
guiding you through the storm'***

Our approach to special educational needs, or disabilities (SEND) is centered around True Inclusion. As a Church school, our school ethos, visions and values are at the heart of the service and support that we provide to our children and their families. True Inclusion is a holistic approach to meeting pastoral and educational needs.

When supporting learners with SEND, we follow Hawkesley's 'Lighthouse Keepers' Approach' – to light the best route through stormy seas, enabling them to *'Let their Light Shine'* (Matthew, 5:16) and to *'Live Life in its Fullness for All'* (John, 10:1-10).

We recognise that all learners have the same end points, but their journey in reaching that point may look different, as we look to provide them with the support and tools they need to achieve their greatest aspirations – *'Therefore welcome one another as Christ has welcomed you, for the glory of God'*. (Romans, 15:7).

Who can I ask for help if I have a concern about my child?

Attendance &
Learning Mentor
(Mrs Grainger)

Class Teachers

Family Support
Worker
(Mrs Preston-
Hunt)

Teaching
Assistants

Who you can talk to...

Inclusion Leader &
SENDCO
(Mr Sale)

Senior Leadership
Team (SLT)

Office Staff
(Mrs Pigott & Mrs
Smith)

Who is the SENDCO?

Our Inclusion Leader and SENDCO is Mr Adam Sale.

Mr Sale has been at Hawkesley Church Primary Academy since 2018 and has been the designated SENDCO since September 2022. He completed his National SENDCO Award with the University of Birmingham in July 2023.

The SENDCO's role is to oversee and manage the provision and support for children with SEND throughout the school.

We have an open-door policy, please do not hesitate to get in touch if you have a query about SEND provision and support.

If you need to contact Mr Sale, please contact the school on 0121 459 6467 or email: enquiry@hawkesley.bham.sch.uk. With the subject add 'FAO Mr Sale SENDCO'

Alternatively, you can approach Mr Sale in person on the playground during drop-off or pick-up times.



What is a Special Educational Need or Disability (SEND)?

“Children have special educational needs if they have a learning difficulty which calls for special educational provision to be made for them.” - Code of Practice, 2014

What kind of SEND do we provide provision for?

- **Cognition and Learning.** This area of need refers to those children who learn at a slower pace than their peers, even with appropriate differentiation is put into place. It also can include dyslexia, dyscalculia and dyspraxia.
- **Communication and Interaction Needs.** This includes needs associated with: Autistic Spectrum Conditions, Speech & Language delay and other communication difficulties.
- **Social, Emotional, Mental Health (SEMH) Needs.** This includes additional needs around behaviour, social support groups, emotional well-being and difficulties with mental health.
- **Sensory and Physical Needs.** These are needs such as hearing impairment, physical needs, medical issues or wider sensory needs.



Areas of Special Educational Needs at Hawkesley

There are currently 54 children (25% of the school) recognised as having SEND*



21%

Cognition and Learning Difficulties

- Specific Learning Difficulties (SPLD)
- E.G. Dyslexia, Dyscalculia,
- Moderate Learning Difficulties (MLD)
- Severe Learning Difficulties (SLD)
- Profound and Multiple Learning Difficulty (PMLD)

Social, Emotional and/or Mental Needs

- Depression
- Attention Deficit Hyperactivity Disorder (ADHD)
- Eating Disorders
- Anxiety Disorders
- Mental Health Issues
- Social Disorders



26%

Communication and Interaction Needs

- Speech, Language and Communication Needs (SLCN)
- Autistic Spectrum Disorder (ASD)

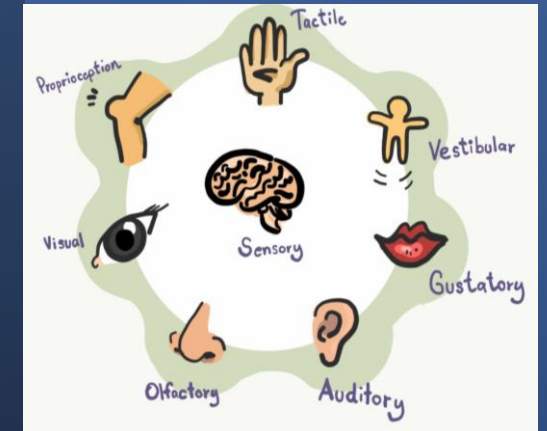
Sensory and/or Physical Needs

- Visual Impairment (VI)
- Hearing Impairment (HI)
- Multi-Sensory Impairment (MSI)
- Physical Disability (PD)

49%



8%



*(%'s based on SEND Register as of Sept 2025)

Who else do we work with to support those with SEND?

Learning, Language and School Support

Pre/post-tutoring

Specific Interventions: phonics, spelling, maths etc...

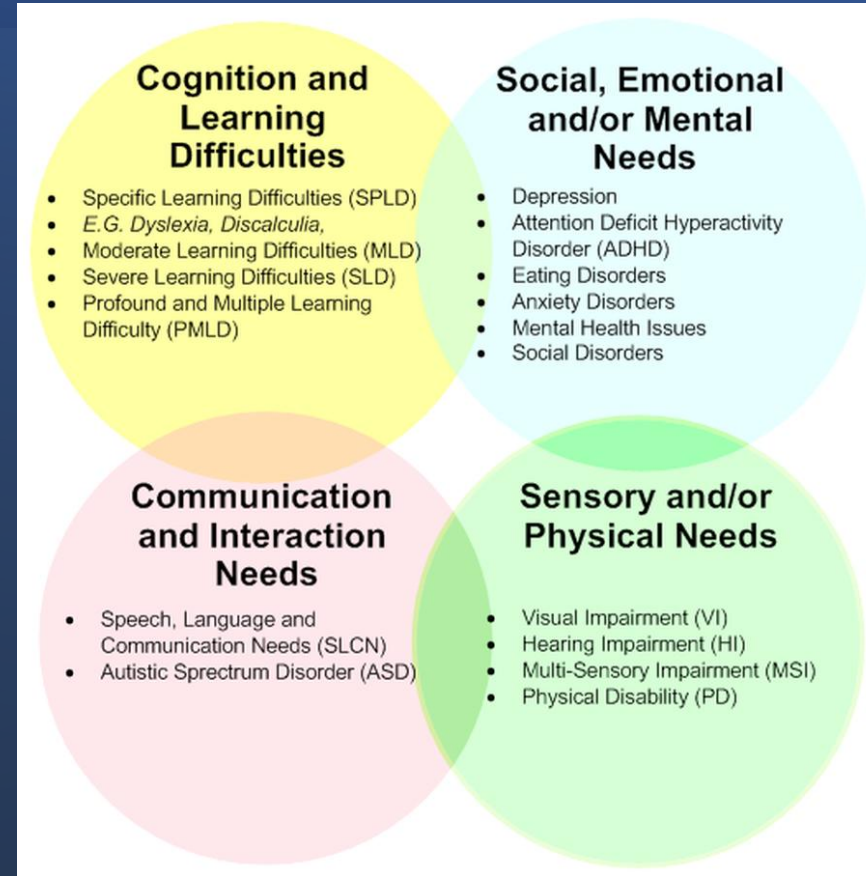
Communication & Autism Team

Speech & Language Therapy

Occupational Therapy

Physiotherapy

1:1 Mentoring



Educational Psychologist

Beacon SEMH Support

Mental Health Support Team

Forward Thinking Birmingham

Play Therapy

Internal support from our Family Support Worker

Vision & Hearing Specialists

School Nurse Service

How do we identify and assess for SEND?

Baseline assessment indicating poor early learning skills at the start of Early Years Foundation Stage

Ongoing teacher and TA observation and assessment within the classroom, and/or attainment in annual standardised tests

If the child is working below the age-related expectation for that Year group

The attainment gap between the child and their peers is getting wider

If a previous rate of progress is not being maintained

If little progress is being made even when teaching approaches and resources have targeted a child's identified area of weakness

The class teacher's termly assessments are showing underachievement in one or more curriculum areas

Emotional or behavioural difficulties persisting despite the use of the school's behaviour management programmes

Self-help skills, social and personal skills inappropriate to the child's chronological age

Diagnosis of a previously unidentified medical condition, communication problem or sensory impairment

For a child who is new to the school, records from the previous school indicating that additional intervention has been in place

Parental concerns regarding academic progress, behaviour, social adjustment and/or communication skills

What are the different levels of SEND support available?

Wave 3 - Specialist

Highest-need children with a statutory plan in place, which outlines provision.

They have an SSPP or an EHCP.

Children awaiting Special School Placements.

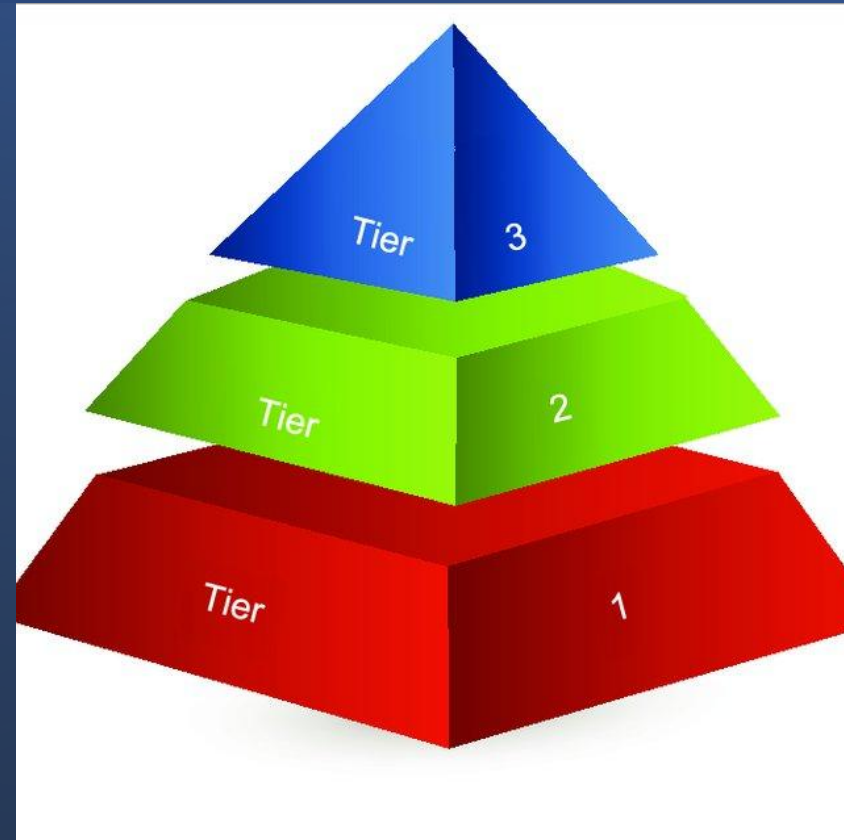
Wave 1 - Universal

Most pupils on the SEND register.

Needs are met by the Class.

Teacher through QFT in class.

Needs / Progress reviewed termly.



Wave 2 - Targeted

Children who have support from external specialists, such as: PSS, CAT, EP

Teachers to follow advice made. Extra interventions may be put into place.

Children may be on 'continuum work', which means they are working towards individual targets, to make rapid progress and close the learning gap.

How do we consult with and involve parents & pupils?

The school will put the pupil and their parents at the heart of all decisions made about special educational provision.

When we are aiming to identify whether a pupil needs special education provision, we will have an early discussion with the pupil and their parents.



You will be invited to attend the SEND parents' evening, which allows extra teacher/parent discussion to review your child's SEND pupil profile.

We will formally notify parents if it is decided that a pupil will receive special educational provision.

We will keep regular communication with parents, providing them updates as provision develops over time.

Our SEND pupils' experience – A snap-shot!

“The teachers help me do my best in my work, I get extra help” – Y1 Student

“I do extra phonics and reading interventions to help me catch up!” – Y3 Student

“I have ADHD, so it helps me to have a fiddle-toy. I also get extra time to complete tasks” – Y6 Student



“My teacher finds ways to make work easier for me to understand” – Y2 Student

“Whenever I’m struggling, my teacher comes and sits next to me to help” – Y4 Student

“I struggle to see, so I am sat right at the front and have a special board to write on” – Y5 Student

“Because of my autism, I can get very anxious. So I have a purple card which allows me to seek space and help, whenever I need it” – Y5 Student

Our SEND pupils' parents' experience – A snap-shot!

“They help with my son’s emotional needs and his anger issues and help him to be happy and enjoy school”

“Gives my daughter confidence and support to help get through difficult days when her legs are hurting her”

Rated 4.88
out of 5

“Communication between student, teacher and parents is clear and respectful. Taking thoughts and feelings on-board to adjust daily”



“School listen to their voice/knowing them well. We feel the love for them as individuals and the care to help them be their best.”


“Good communication and good relationship with parents, teachers and pupils. The kids actually enjoy coming to school”




“The SENDCO is very helpful, so easy to talk too, very helpful and gives you lots of support, he’s gone above and beyond to help us”

SEND Pupil Profiles

Each pupil on the SEND register will have an individual learning plan, called a SEND Pupil Profile, created for them by their class teacher. It focuses on their personality, characteristics, area of need, adaptations required, support received, recent achievements and offers opportunity for parent/pupil voice.

This is a working-document, updated regularly and shared/reviewed with parents/pupils during a SEND Parents' Evening (SEND Parents have double the amount of appointment time to non-SEND pupils). Here is a template:

SEND Pupil Profile	
<p>Photo of child, in portrait, smiling, in their uniform, pupil fills square, white/plain background (ie, against a wall)</p>	<p>Pupil Information: Name - Age - Class - Teacher -</p>  <p>Main Areas of Need: - -</p>
<p>All About NAME: This is the space to focus on them as individual personalities, show that you have taken the time to know them well. What do they like to be called? Which subjects are their favourite? Do they have any key interests? What are their hobbies? Who do they live with? Do they have any pets? Who is important to them? School friends? Favourite times of the year? School events? Games? Films/shows? If you do not know, sit down with them and ask them!</p>	
<p>Supporting NAME to 'Let Your Light Shine': This is where you can summarise what support the pupils needs to help them throughout the school day. Do they have any diagnosis? What are their presenting needs? Are they awaiting assessment/referrals? What for? Why was this picked up? What were the concerns? Generally, what is it they need to help them thrive in school? Support with relationships and emotional regulation? Is it about tailored work to support with cognition difficulties? Do they need a communication system with the teacher? Are there physical/sensory adjustments that they require? What do they have different to others in school? What adjustments/considerations are made? Do you approach communication with them differently? How do you support them differently on a day-to-day basis? On the playground? In the classroom transitions? Lessons? CWs? PE?</p>	

Learning Support	
Learning & Environment	Building Relationships
<ul style="list-style-type: none"> • • • • • 	<ul style="list-style-type: none"> • • • • •
	<p>NAME's Recent Achievements:</p>
<p>Pupil Voice: *</p>	
<p>Parent Voice: *</p>	
	<p>NAME's Next Steps:</p> <p>Personal:</p> <ol style="list-style-type: none"> 1. 2. <p>Academic:</p> <ol style="list-style-type: none"> 1. 2.

SEND Target Trackers

Each pupil on the SEND register will have an their termly targets from the SEND Pupil Profiles updated on a SEND Target Tracker which evidences their termly targets, what was done and whether they have achieved it or not. It collates a clear record of their journey throughout their time at Hawkesley and is a key document to review for progress tracking and for any transitions to a new school.

This is a working-document, updated regularly and shared/reviewed with parents/pupils during a SEND Parents' Evening (SEND Parents have double the amount of appointment time to non-SEND pupils).

Here is a template:

SEND Target Tracker – Pupil X

Year X – Autumn Term, 2024-25

Target – What do you want them to achieve?	Action – What needs to happen?	Success – What will this look like?	Review – Has it been achieved? If not, why?
Academic 1:			
Academic 2:			
Personal:			

Year X – Spring Term, 2024-25

Target – What do you want them to achieve?	Action – What needs to happen?	Success – What will this look like?	Review – Has it been achieved? If not, why?
Academic 1:			
Academic 2:			
Personal:			

Year X – Summer Term, 2024-25

Target – What do you want them to achieve?	Action – What needs to happen?	Success – What will this look like?	Review – Has it been achieved? If not, why?
Academic 1:			
Academic 2:			
Personal:			

How will we help prepare children with SEND for their next transition?

At Hawkesley, we have worked hard to ensure that there is a successful transition programme to support induction at new schools and transition to new classes.

- Year 6 teachers and the SENCo work closely with Secondary feeder schools – meeting with their SEN Team and Year 7 Head of Year as well as accompanying Year 6 pupils with SEND on additional visits/or in-person meetings during the Summer Term, if appropriate.

- The school has a clear approach to transition which makes the necessary adjustments for all children with SEND, which includes:

1. Transition sessions are organised between all Key Stages for children, these sessions also account for parents building a relationship with their child's new teacher.

2. There is a clear transfer of data and relevant information between all staff. These are communicated both verbally and saved onto our secure system.

3. SEND Pupil Profiles are reviewed and shared with their new teachers.

4. During the Summer term, teachers have allocated time to discuss their new children for the following academic year.

5. There is a parents evening where you are encouraged to drop-in to meet your child's new teacher and raise any initial queries or concerns.



How are SEND Pupils supported throughout the curriculum?

On our website, you can find the SEND offer for every subject, which outlines reasonable adjustments, provision and additional support that can be provided to learners within each of the main areas of SEND need. Here are some examples – Maths, Music and MFL.

Hawkesley - SEND Offer Modern Foreign Languages	
<p>We believe that all learners should participate in MFL, as research shows that all abilities – especially SEND – benefit from the experience of a broad and balanced curriculum. We do not take learners (of any ability) out of music lessons for timetabled interventions, as this would lead to a considerable amount of learning lost.</p> <p>In addition to the marking of Exit Tickets (to check whether the individual learners have met the LO), we have introduced whole class feedback slips which are included on the LO page. These include precise praise for the class, address whether the LO was met or not and then provides a next step or a misconception address which the teacher leads in the first 5 minutes of the lesson before beginning the main teach.</p> <p>Below are some reasonable adjustments, additional provision and adaptive teaching examples that can be made to help different SEND learners achieve in Modern Foreign Languages:</p>	
Cognition & Learning	Sensory & Physical Needs
<ul style="list-style-type: none"> Visual learning approaches used when reading, listening, writing or speaking new vocabulary. Focus on 'hinge knowledge', the core grammatical components and language in that subject. Retrieval practice woven into the Long-Term Planning to allow recall opportunities of previous learning. Half-termly reteach lessons addressing misconceptions or GAFs in learning identified in assessments. Initial focus of teaching on direct translations of language to English. Focus on the connections and similarities to English words. When reading, to use written translations of familiar or known words to infer meaning. 	<ul style="list-style-type: none"> Left-handed learners have functional space, partner polling and stationary available. classroom layout audit to ensure maximum space between furniture. Key person or buddy to monitor/language in quiet/informal play. Allocated place in line such as at the back or front. Access to Ear defenders or a quieter spot in the classroom. Seating prioritised to the front of the classroom for anyone who has hearing or visual impairments. Use verbal explanation alongside visual demonstration. Lighting of classroom considered, prioritising natural light over artificial.
Communication & Interaction	Social, Emotional and Mental Health Difficulties
<ul style="list-style-type: none"> Access to a mini whiteboard to record, share thoughts and responses. Illustrations and images used to support new ideas/vocabulary shared. Use of additional adult in lessons to provide 'check-ins' with pupils. Direct feedback given if classroom conversation rules and expectations are disrupted. Varied and regular, low-stakes opportunities to share thoughts and feelings. Pupil provided time to say what they want to say and don't interrupt or finish their sentences. Ask questions with yes/no, short responses. Mixed ability pair and small group work opportunities. 	<ul style="list-style-type: none"> Mini brain-breaks, or teacherjobs, offered to pupils who need a moment away from the lesson to reset before returning to learning. Access to a safe and quiet space to calm or seek refuge in during times of distress. Learning Mentor available to speak to if distressed. Regular learning routines and methods of teaching are standardised throughout school. Adjustments for individuals anxious about sharing their thoughts, or releasing speaking in another language. When doing paired or grouped work, students are paired with those who they work well with.

Hawkesley - SEND Offer Music	
<p>We believe that all learners should participate in Music, as research shows that all abilities – especially SEND – benefit from the experience of a broad and balanced curriculum. We do not take learners (of any ability) out of music lessons for timetabled interventions, as this would lead to a considerable amount of learning lost.</p> <p>As most of our Music lessons (Y2-6) are led by an external expert teacher, this means that the class teacher can offer additional support to SEND learners throughout the lessons. As musical skills and knowledge differ to other subjects, we do not make any assumptions to learners' ability to music, based on their ability in other lessons such as Maths or English. This is because there are often significant differences in all levels of learners' abilities, to those assessed in core subjects. We believe that every child has an unlimited amount of learning and provide the opportunity for all to thrive and 'Let Their Light Shine'.</p> <p>Below are some reasonable adjustments, additional provision and adaptive teaching examples that can be made to help different SEND learners achieve in Music:</p>	
Cognition & Learning	Sensory & Physical Needs
<ul style="list-style-type: none"> Visual learning approaches used when reading, following, or playing Music. (Pictures of fingering patterns, letter names, musical notation). Focus on 'hinge knowledge', the core components and vocabulary of Music. Retrieval practice woven into the Long-Term Planning to allow recall opportunities of previous learning. Half-termly reteach lessons addressing misconceptions or GAFs in learning identified in assessments. External expert in lessons (External expert & Class Teacher), extra 1:1 adult support in lesson. 	<ul style="list-style-type: none"> Option to wear ear defenders to soften the volume of instruments. Seating adjustments made to help with the acoustics of the room and volume levels or for physical accessibility. Option of alternate use of a tuned percussion instrument when wind/brass instruments are causing discomfort or distress in the lips or facial muscles. Regular practical opportunities to develop gross motor skills. Ensure easy access to resources or instruments, front of the line positioning to avoid collisions with other enthusiastic children.
Communication & Interaction	Social, Emotional and Mental Health Difficulties
<ul style="list-style-type: none"> Access to a mini whiteboard to record, share thoughts and responses. Illustrations and images used to support new ideas/vocabulary shared. Use of additional adult in lessons to provide 'check-ins' with pupils. Direct feedback given if classroom conversation rules and expectations are disrupted. Varied and regular, low-stakes opportunities to share thoughts and feelings. Pupil provided time to say what they want to say and don't interrupt or finish their sentences. Ask questions with yes/no, short responses. Mixed ability pair and small group work opportunities. 	<ul style="list-style-type: none"> Creative opportunities use to guide self-expression through improvisation, composition and performance. Emotion coaching for children whose emotions are triggered by certain types of music or variances in lyrics. Mini brain-breaks, or teacherjobs, offered to pupils who need a moment away from the lesson to reset before returning to learning. Access to a safe and quiet space to calm or seek refuge in during times of distress. Learning Mentor available to speak to if distressed. Regular learning routines and methods of teaching are standardised throughout school. Adjustments for individuals anxious about performances.

Hawkesley - SEND Offer Mathematics	
<p>Teachers use appropriate assessment to set targets which are deliberately ambitious for pupils identified as having a SEND and ensure needs are met as identified through the SEND pupils' needs base plans. Lessons are planned to address potential areas of difficulty and to attempt to remove barriers to pupil achievement. For the majority of children, such planning means that our pupils with SEND and disabilities are able to study the full National Curriculum. Teaching and targeted support is weighted towards the 'ready to progress' statements and fundamental knowledge stated through adaptive teaching.</p>	
Cognition & Learning	Sensory & Physical Needs
<ul style="list-style-type: none"> Pupils encouraged to explain what they have to do to check understanding. Units to prior learning explicitly made. Number lines accessible. Use of diagrams and pictures to add meanings. Small whiteboard and pens available for notes, to record ideas etc... Additional time to complete tasks if necessary. 	<ul style="list-style-type: none"> Ensure that left and right-handed pupils are not sitting next to each other with writing hands adjacent. Seating should allow pupil to rest both feet flat on the floor – check chair heights. Slipping desk provided if needed. Encourage oral presentations as an alternative to some written work. Allow additional time to complete tasks. Allow more thinking and talking time. Model and teach careful listening along with signals when careful listening is required.
Communication & Interaction	Social, Emotional and Mental Health Difficulties
<ul style="list-style-type: none"> Shared understanding and expectations of good listening displayed, taught, modelled and regularly reinforced. Pupils aware of pre-arranged cues for active listening [symbol, gesture, action] Delivery of information slowed down with time given to allow processing. Pupils are encouraged and shown how to seek clarification. Adults support used effectively to explain and support pupils to ask and answer questions. 	<ul style="list-style-type: none"> Take time to find pupil's strengths and praise these – ensure that the pupil has opportunities to demonstrate their skills to maintain self-confidence. Provide lots of opportunities for kinesthetic learning (practical activities, experimental learning, multi-sensory/resources) Give breaks between tasks and give legitimate 'moving around' activities. Have a range of simple, accessible activities that pupils enjoy to use as 'calming' exercises. Use of a calm space to complete work elsewhere.

How do we evaluate the effectiveness of SEN provision?

Tracking pupils' progress, using regular assessment, analysing the results within Toolkit Tracker to track progress over time

Carrying out the review stage of the graduated approach in every cycle of SEN support

Using pupil voice at the center of our approach

Monitoring by School Leaders through regular learning walks, book looks and pupil voice

Class Teachers receive tailored, weekly instructional coaching to support the development of their practice

Holding annual reviews for pupils with EHC plans

Getting feedback from the pupil and their parents, during termly SEND meetings where the provision is agreed

How are parents/carers involved with their child's journey?

Regular informal communication with teachers (in person or via dojo messenger)

SEND Parents' Evenings and Celebration Events

Annual reviews of SSPPs and EHCPs

Through SEND focused coffee mornings and/or parent workshops

Through informal discussions with class teachers, TAs, our SENCo or SLT.

Open Door Policy: Parents are regularly invited to meet with teachers, the SENCo, and external professionals to discuss needs



How do we involve the children in their journey?

Whenever possible, the views of the children are listened to and acted upon. This is true in all areas of school but especially for those with Special Educational Needs.

We work hard to tailor support that children themselves are comfortable and happy with. Children are invited to take part in termly reviews and when appropriate, are invited to SSPP and EHCP reviews.

Within SEND Parents' Evenings, teachers share/review the child's SEND pupil profile which provides characteristic description, additional needs, provision required, recent achievement and provides opportunity to gather parent and pupil voice. These meetings occur termly.



Pupil Leaders – Large SEND Representative



Our Pupil Leaders are blind-voted for by their class peers. There are a great variety of roles available in school.

SEND children are regularly chosen for these roles and are supported to thrive in them.

This year, over 27% of the leaders were SEND pupils, this is higher than our whole school SEND %.

What training do teaching staff receive to support children with SEND?

Staff receive regular training from Senior leaders, as well as the SENDCO, in the delivery of quality first teaching in the classroom.

Those who have children with a diagnosis or specific concerns, may receive training from one of our external agencies including the Learning, Language and School Support (LLaSS) teacher, the Communication and Autism (CAT) team, our speech and language therapist, our Educational Psychologist or disability support team

Staff also receive personalised behaviour support training from Beacon SEMH support if a child's needs has an effect of their behaviour. All staff receive annual training on Asthma and Allergy management.

SEND will always remain a priority when planning training for staff.



How accessible our school environment?

Our school is wheelchair accessible and we have disabled toilets. The school is all on the ground floor.

Working environments are adapted as much as possible for children who require low sensory, quiet/calming areas with minimal opportunity for distraction.



Residential/day trips have detailed risk assessments completed and we ensure all needs are catered for.

Reasonable adjustments are made for any learners who require additional support around school.

Risk assessments are made and shared with staff/parents for those with physical disabilities or an injury.

What is Birmingham's Local Offer for SEND and where can I find it?

Birmingham's Local Offer identifies what is available for those children in Birmingham with a Special Educational Need.

The link for this can be found here - [Local Offer Birmingham | SEND Advice, support and Information](#)

Contact details for Birmingham's SEND support service:

Birmingham SENDIASS Tel. 0121 303 5004, Email: sendiass@birmingham.gov.uk

The logo for SEND Birmingham features the word "SEND" in large, bold, outlined letters. Each letter is a different color: 'S' is orange, 'E' is green, 'N' is blue, and 'D' is purple. Below "SEND" is the word "BIRMINGHAM" in a smaller, bold, black, sans-serif font.

SEND
BIRMINGHAM

The Birmingham City Council logo consists of a stylized purple heart shape on the left, followed by a vertical line and the text "Birmingham City Council" in a purple, sans-serif font.

Birmingham
City Council

If I am unhappy, who shall I speak to first?

How do I make a complaint?

In the event of any complaint being made, the SENCo should be contacted in the first instance; should the matter remain unresolved:

The case will be passed to the Head teacher for further investigation and reported to the SEND Governor, Ms Khushboo Longhurst

These are the recommended stages of complaint:

1. Class Teacher
2. SENDCO, Mr Adam Sale
3. Head Teacher, Miss Petrina Poleon
4. Lead Governor for SEND, Ms Khushboo Longhurst



Useful Links to SEND Services

BCBC Speech & Language Therapy - [Birmingham Speech and Language Therapy Service : Birmingham Community Healthcare \(bhamcommunity.nhs.uk\)](#)

SENAR - [Contact - Local Offer Birmingham](#)

SCHOOL WEBSITE - [Hawkesley Church Primary Academy - Home](#)

Forward Thinking Birmingham - [Home | Forward Thinking Birmingham](#)

Central Autism Team - [Communication & Autism Team – Access to Education \(birmingham.gov.uk\)](#)

Educational Psychology Service – [Birmingham Educational Psychology Service | Birmingham Education Support Services](#)

Pupil & School Support - [Pupil & School Support – Access to Education \(birmingham.gov.uk\)](#)



Glossary of SEND Terms and Acronyms

SEND – Special Educational Needs and Disabilities

SENDCO – Special Educational Needs and Disabilities Co-ordinator

EHCP – Educational Health Care Plan

SSPP – Special Support Provision Plan

LLaSS – Language, Learning and School Support

CAT – Central Autism Team

EP – Educational Psychologist

SALT – Speech & Language Therapist

OT – Occupational Therapist

EYFS – Early Years Foundation Stage (Nursery & Reception)

KS1 – Key Stage 1 (Years 1-2)

KS2 – Key Stage 2 (Years 3-6)

QFT – Quality First Teaching

